

VIMANIC



AN ONLINE EXAMINATION SYSTEM

FOR

ISSUE OF PILOT LICENCES

Developed by NIC

In Coordination with

DIRECTOR GENERAL OF CIVIL AVIATION

GUIDELINES FOR CANDIDATES

APPEARING FOR DGCA ONLINE
PILOTS

EXAMINATION

VIMANIC

ONLINE EXAMINATION SYSTEM

Part – A.

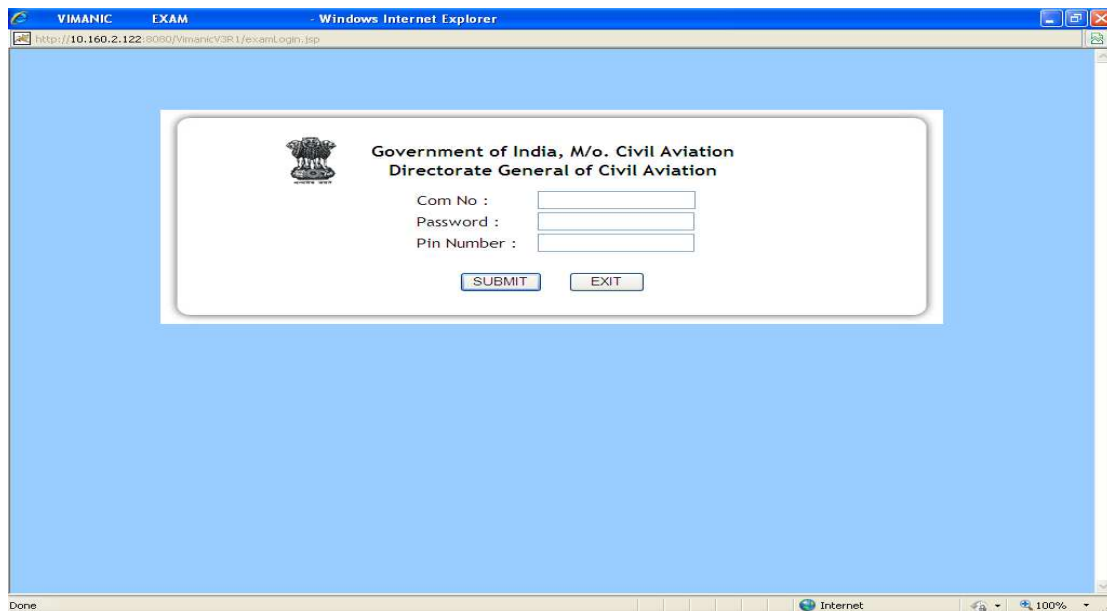
GUIDELINES FOR THE ONLINE TEST

This document details the Instructions and Procedures to be performed by the Candidate while appearing for Online Examination.

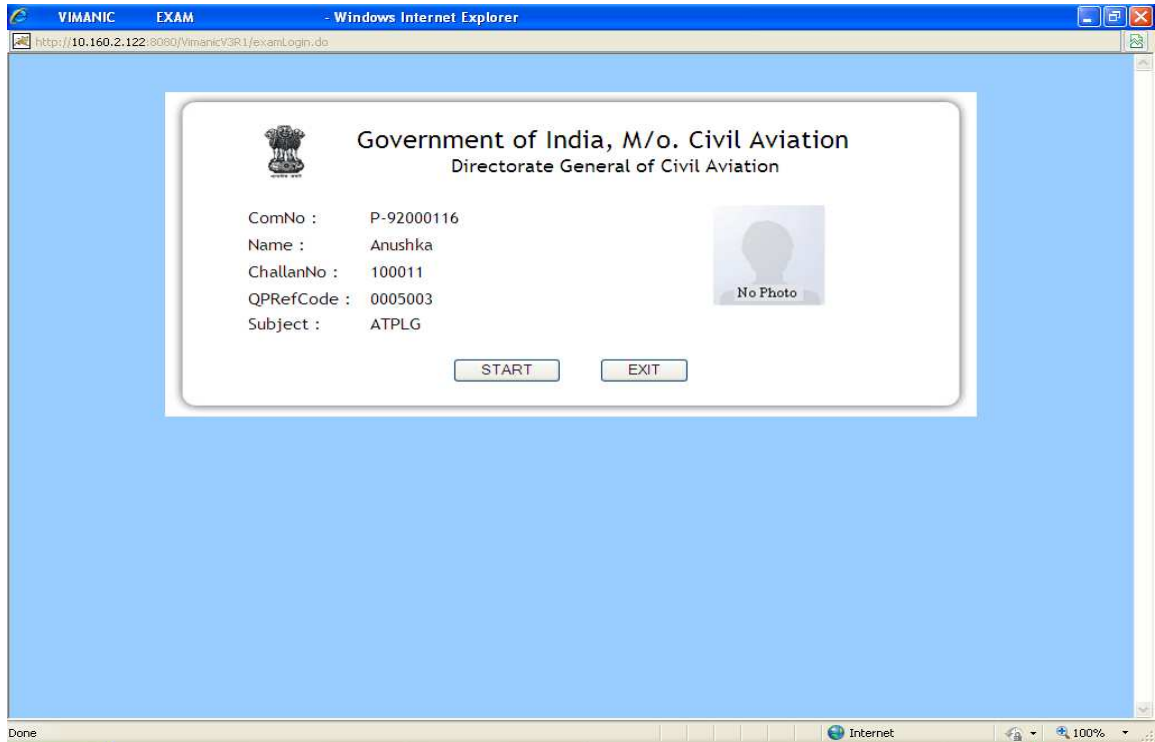
1. Enter the URL <http://vimanic.nic.in> on the IE Browser and press Enter Key. A screen as shown below is displayed.



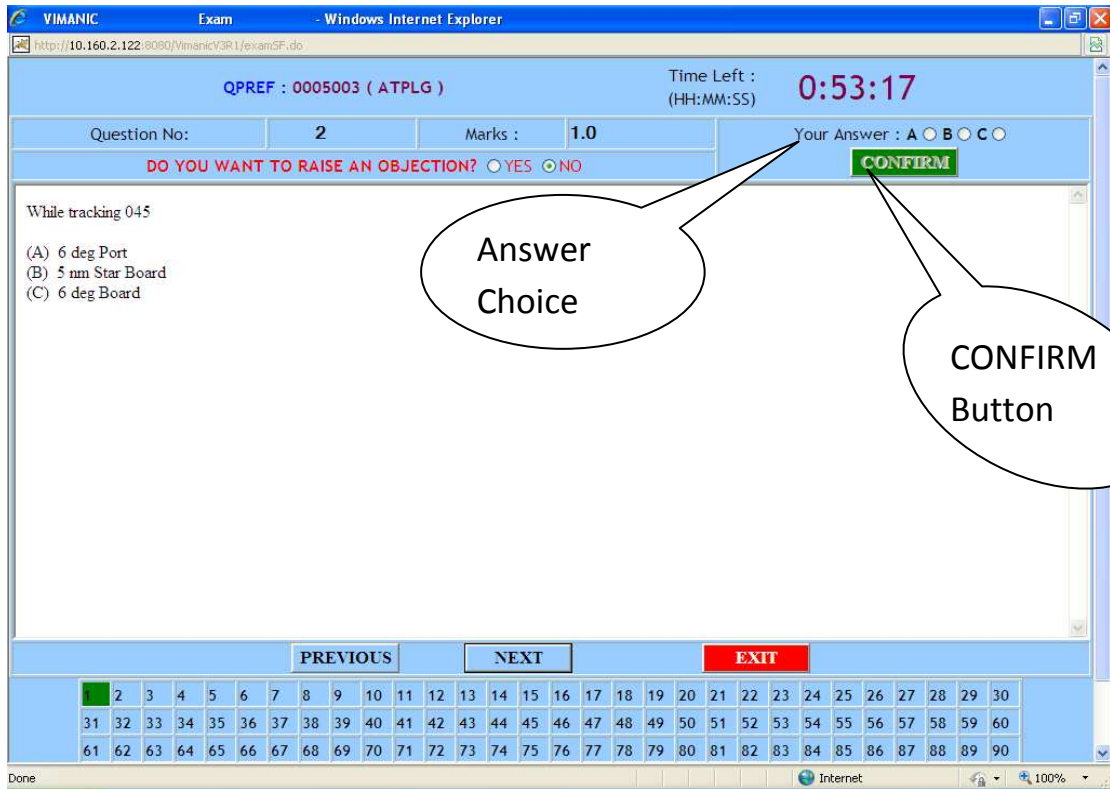
2. Click on the "CANDIDATE LOGIN" link provided in the above screen. A screen as shown below is displayed.



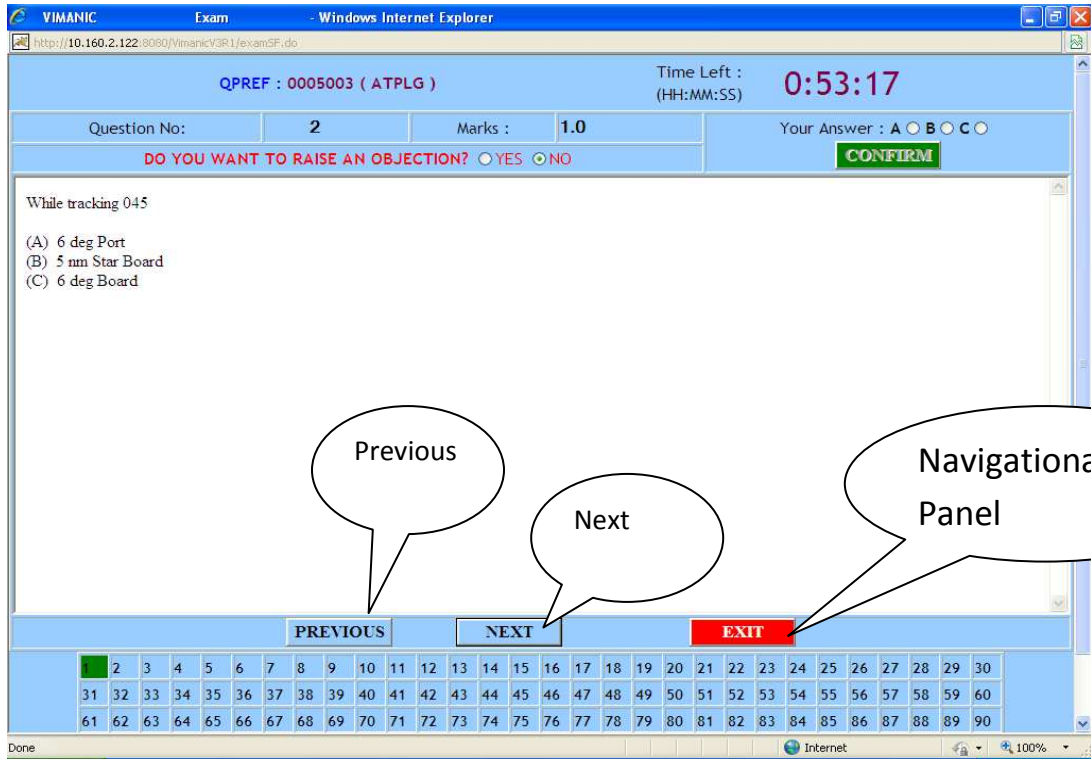
3. Please login using your credentials (COM No., Password & PIN Number) in the above displayed screen (Candidate Login). The User Name/ Password will be used as provided to the candidate while submission of online application. However, the PIN number shall be given to the candidates by the Controller of Examination at the examination venue.
4. On successful login, you please confirm the details shown such as your computer number, name, Question Paper Reference Code and Subject. Take a few deep breaths and select "Start Exam".



5. After entering the Test Screen, you will be presented with the first question. The questions will appear one at a time. Each question has three choices for an answer. You have to select any ONE ONLY (A or B or C option). After selecting the Radio Button against A or B or C, please press "CONFIRM" button to indicate the confirmation from your side. After pressing "CONFIRM" on the screen, the next question will appear.



6. You can navigate between Questions by using the Next and Previous buttons. Also one can jump to any desired question for answering during the exam time using the Navigational Panel. Answers can be modified any number of times by the candidate during the time available to complete the exam.



7. All the questions answered are indicated in 'Green' colour in the navigation panel shown at the bottom of the screen. If you don't see the navigation panel fully on the bottom of the screen, please scroll down. It is suggested that you may jump to a question for answering by selecting it from the navigational panel.

VIMANIC Exam - Windows Internet Explorer
http://10.160.2.122:8080/VimanicV3R1/exam3F.do

QPREF : 0005003 (ATPLG) Time Left : 0:53:17
(HH:MM:SS)

Question No: 2 Marks : 1.0 Your Answer : A B C
DO YOU WANT TO RAISE AN OBJECTION? YES NO CONFIRM

While tracking 045
(A) 6 deg Port
(B) 5 mm Star Board
(C) 6 deg Board

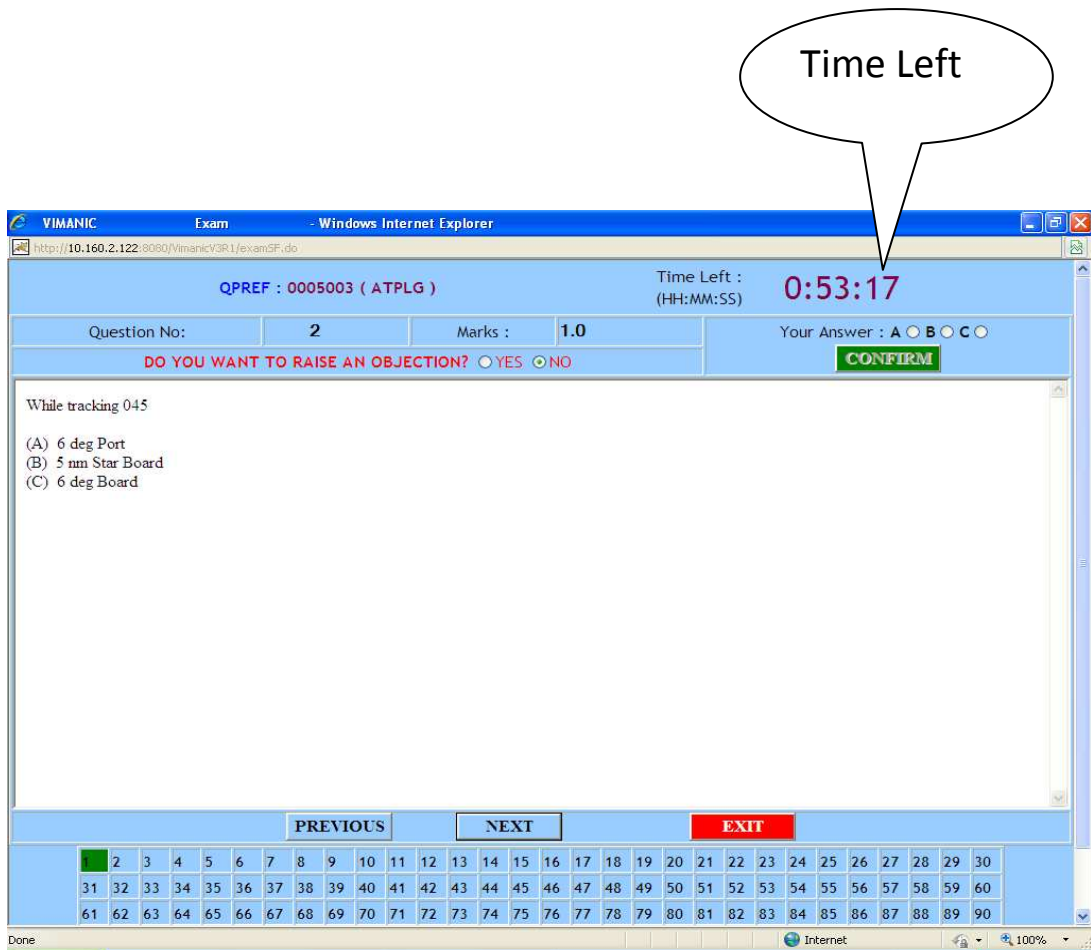
PREVIOUS NEXT EXIT

2	3	4	5	6	7	8	9	10	11	12	13	14	15	16	17	18	19	20	21	22	23	24	25	26	27	28	29	30	
31	32	33	34	35	36	37	38	39	40	41	42	43	44	45	46	47	48	49	50	51	52	53	54	55	56	57	58	59	60
61	62	63	64	65	66	67	68	69	70	71	72	73	74	75	76	77	78	79	80	81	82	83	84	85	86	87	88	89	90

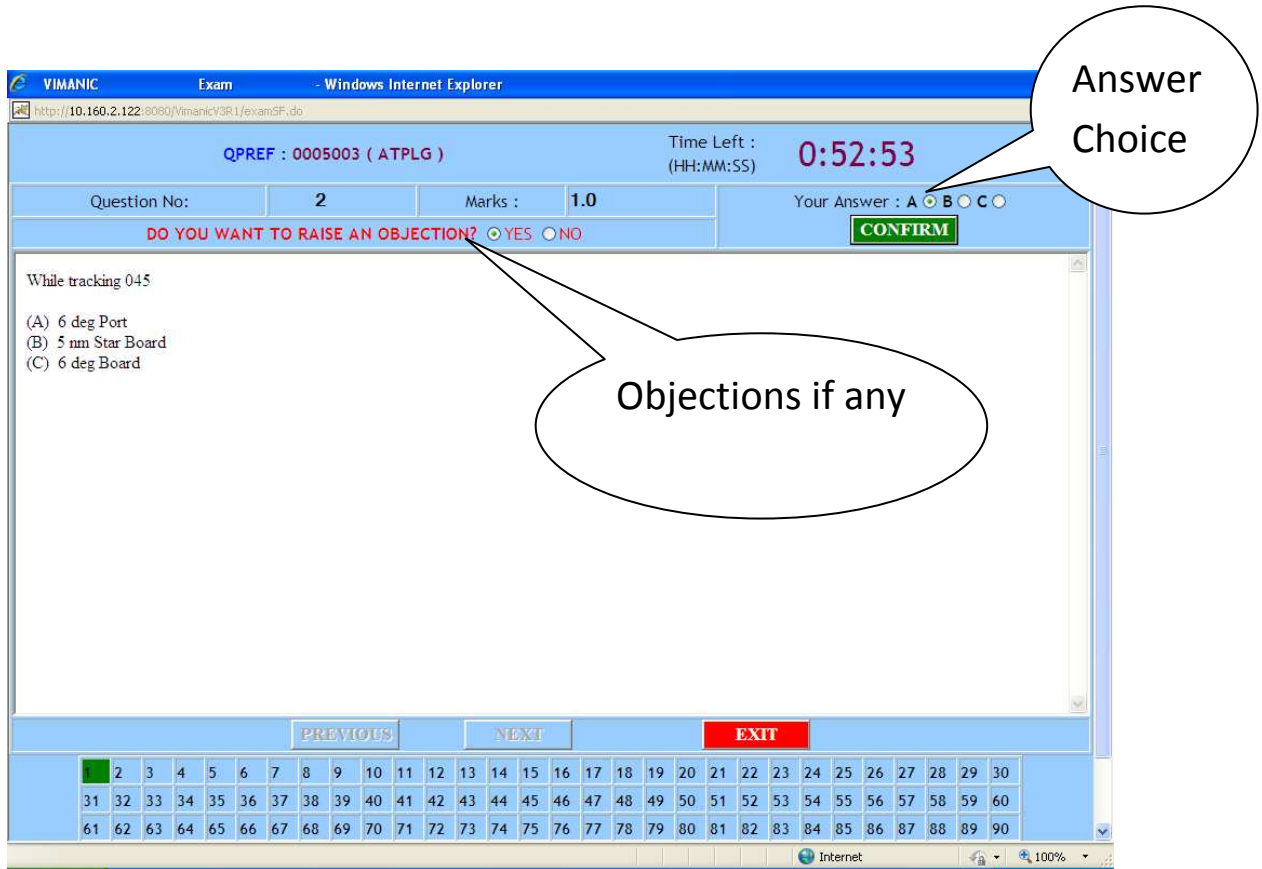
Done Internet 100%

Answered
Question

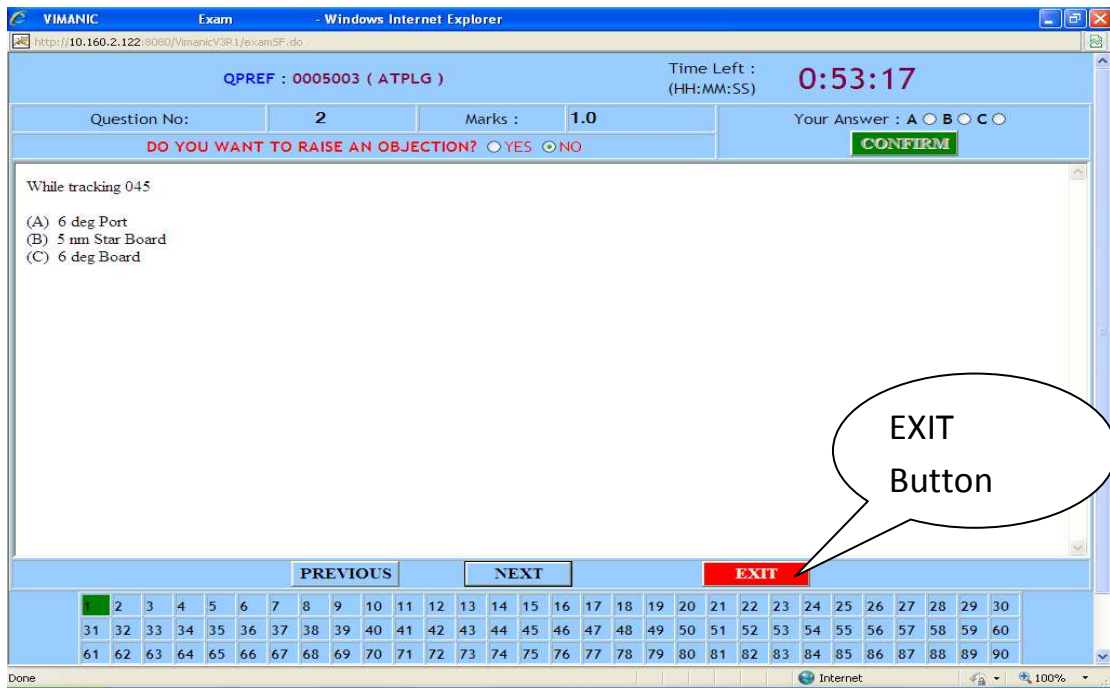
8. The time available for the candidate at any point of time will be shown on the screen as **"Time Left"** in HH:MM:SS indicating the remaining time in Hours, Minutes and Seconds. This timer clicks down the total Exam Time to Zero Seconds. You will be automatically stopped from answering questions when the Time allotted is over. The time will start to tick as soon as you click the "START EXAM" button.



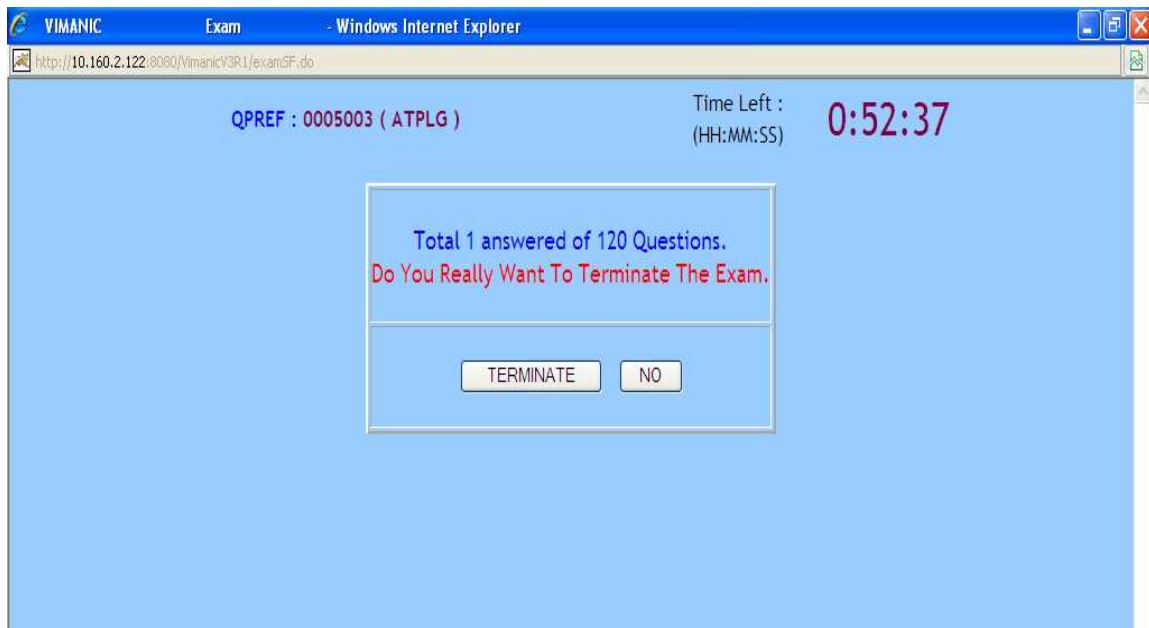
9. There is a facility to raise objections when the candidate finds any incorrect portion either in the question or its multiple choices in Answer. However, the candidate can still choose to answer the most appropriate choice by clicking in the answer place. The candidate may ask for an Objection Slip from the Controller of Examination, fill in the required information and submit the same to the Controller of Examination on completion of examination.



10.The "Exit" button may be used only after the candidate successfully answered as many as he/she can do and wants to end the exam

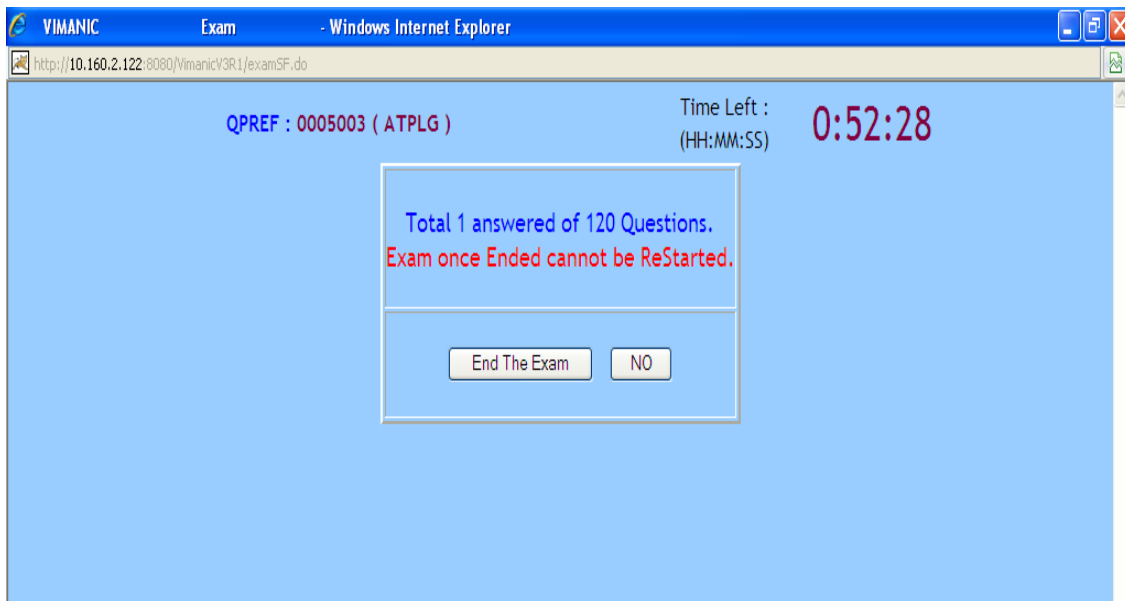


If by accident you click the "Exit" button, the system will prompt you with a message as displayed below.



If the Exit Button had been clicked by accident, then select the button "NO" on the screen displayed.

If you confirm the Finish action by clicking "TERMINATE", the candidate is prompted for his / her re-confirmation



11. When the candidate selects "End the Exam" the Exam answers are submitted and the Exam is deemed to be finished with.

12. Submitting the Exam would mean complete and final exit from the Exam, as you will not be able to come back to it.

13. If you face any problem with your terminal, don't panic. Just inform the invigilator and you will be given another terminal. The time lost on account of this will not be counted.

Part – B.

GUIDELINES FOR RELOGIN TO THE ONLINE TEST

Due to any technical problem after the START of the exam, if candidate is unable to continue the exam, then the candidate has to inform the invigilator / Controller of Examination (COE).

The COE will check the status of the candidate on the COE's Dash Board. If the status is shown as "EXAM STARTED", then the COE will close the browser of that candidate.

After thorough investigation, if found genuine, COE will select "CANDIDATE RELOGIN". In the next screen the COE will enter the MASTER PASSWORD and permit the candidate to RELOGIN.

Only those candidates who could successfully LOGIN at the first attempt and started the examination can avail this RELOGIN option.


Due to any reason, if a candidate was not successful to LOGIN to online exam even after the FIRST TIME with in the allowed grace period (30 Min), then that candidate CANNOT exercise the RELOGIN option.

Candidate who terminates the exam by choosing the EXIT button and RE-CONFIRMING TWICE to end the exam, they CANNOT utilize CANDIDATE RELOGIN option.

Candidate RELOGIN option CANNOT be utilized if the exam has been terminated / stopped by the COE.

The screen for candidate RELOGIN is as shown below:

VIMANIC EXAM - Windows Internet Explorer provided by Yahoo!
http://10.160.2.122:8080/VimanicV3R1/ExamReLogin.jsp

 Government of India, M/o. Civil Aviation
Directorate General of Civil Aviation

Please ask the Controller to enter the Site Master Password
for permitting you to take the Exam.

Enter Master Password :

Com No :

Password :

Pin Number :

Done Internet | Protected Mode: Off 100%