

Phone : 606011/252
Telegraphic Address :
Aeronautical : VIDDYA
Commercial : AIRCIVIL
NEW DELHI
Telex : 031-4907

GOVERNMENT OF INDIA
AERONAUTICAL INFORMATION SERVICE
DIRECTOR GENERAL OF CIVIL AVIATION
R.K. PURAM, NEW DELHI-110 066

A. I. C.

No. 20/1985
9 OCTOBER/85

17 ASVINA
1907 (SAKA)

F. No. AV. 20021/1/82-ARII (P)
(F. No. 10/18/85-AIS)

The following Circular is issued for information, guidance and necessary action.

Air Marshal, C.K.S. RAJE, AVSM
Director General of Civil Aviation

FIXED DISTANCE MARKERS

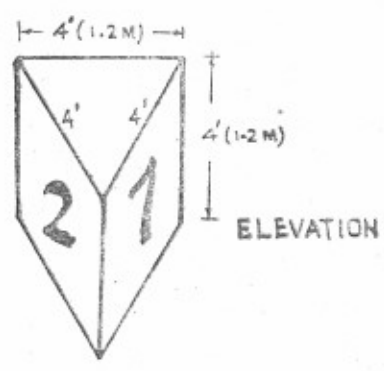
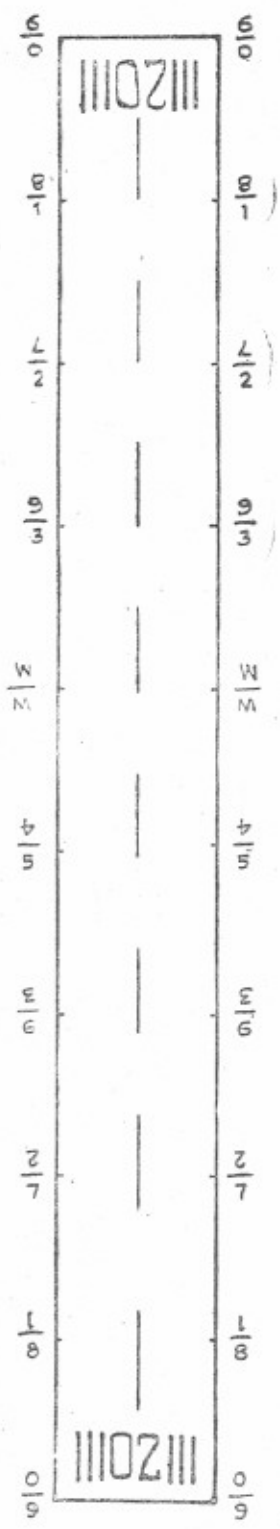
1. Fixed Distance Markers are provided along the Main runway at domestic airports of the Civil Aviation Department for the guidance of pilots, while landing and taking off. These Markers will give guidance about the remaining length of runway available for completing the take-off or landing run successfully. It is, however, emphasised that since the provision of such Markers is not obligatory under the ICAO Regulations, these should be treated as an additional visual guidance aid. The presence or lack of such Markers shall not be construed as contributory factor to any incident or accident to an aircraft.

2. SPECIFICATIONS :

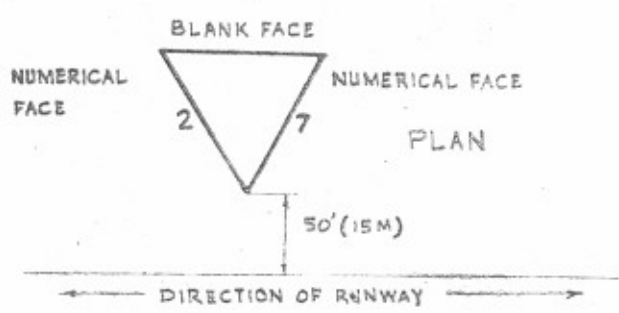
These Markers shall conform to the following specifications :

- (i) The Markers shall be made of fragile material.
- (ii) The shape of the Markers shall be prismatic.
- (iii) Size of each face shall be 1.22 M × 1.22 M × 1.22 M (4 ft. × 4 ft. × 4 ft.)
- (iv) The surface of the Markers shall be painted in black. The figures indicating the remaining distance to the end of the runway shall be shown in thousands of feet. These shall be written in orange or red luminous paint. The height and width of figures giving the distance shall be 0.91 M × 0.91 M (3 ft. × 3 ft.)
- (v) The distance to the end of runway shall be marked on the sides of the prismatic surfaces facing the runway.
- (vi) The markers shall be installed on both sides of runway at a distance of 15.24 metres (50 ft.) from the runway edges or shoulders.
- (vii) The markers shall be so located that the essential visual/instrument aids and mandatorily displayed instructions signs are not shielded/obstructed in any way.
- (viii) The distance between consecutive markers shall be 304.80 M (1000 ft.)
- (ix) The markers, once installed, shall be maintained in a fully serviceable condition to ensure that the figures are clearly visible to the pilot from a distance.

A Diagram, showing the Distance Marker specifications, is enclosed.



NOTE:- 1. = 1000 FT.
 2 = 2000 FT. ETC.
 M = MIDDLE OF LDA



NOTE:- 1. = 1000 ft.
 2. = 2000 ft. E.T.C.
 M = MIDDLE OF LDA

D.G.C.A'S DRG NO. 3 Misc./1985